

Concept Design Activity Pack


1 Warm-Up: Idea Generator

Write down answers to these prompts to kickstart your creativity:

- If I could design **any place**, it would be...
 - My character lives in a world where...
 - My favourite animal with superpowers would look like...
 - A gadget I wish existed is...
-


2 Character Concept Challenge

 **Design a character** for a video game or film.

 Draw or describe:


- Their name and personality
 - What they wear (and why)
 - A special item they carry
 - Where they live
 - Their secret power or talent
-

3 World Building Map


 Create a map of an imaginary world.

Include at least:

- 1 mysterious place
- 1 magical or futuristic building
- 1 form of transport
- 1 creature that lives there

 Add labels and arrows to explain your design choices.


Design Remix

 Choose an everyday object (like a pencil, shoe, or chair) and redesign it for:

- A wizard
- A robot
- An underwater explorer

 Sketch how the object changes depending on the character using it.

Mood Board Mission

 Cut out pictures from magazines, print them, or draw your own to create a **mood board** that shows the theme of your world or character. Think:

- Colours
- Textures
- Shapes
- Feelings

 This helps set the *mood* and *tone* of your design.

Feedback Time

Swap your design with a friend or family member and ask:

- What do you think this character or place is like?
 - What would you add or change?
 - What story do you think they belong in?
-

Bonus Ideas:

- Create a storyboard showing your character in action
- Write a short backstory for your world or invention
- Turn your designs into a mini comic strip