

Multimedia Art in the Style of Jim Dine

Who is Jim Dine?

Jim Dine is an American artist who loves to use **bold colours**, **big shapes**, and **real objects** in his art. He often draws and paints **hearts**, **tools**, **bathrobes**, and other everyday things—but makes them look **bright**, **emotional**, and **full of meaning**.

💖 What is the Jim Dine Style?

Jim Dine's art is:

- **Colourful and messy** – he uses splashes, scribbles, and bold brush strokes.
 - **Emotional** – he uses art to show feelings like love, sadness, and energy.
 - **Full of objects** – he turns normal things (like a hammer or a heart) into something special.
 - **Layered** – he often mixes **drawing, painting, and collage**.
-

🔧 Tips to Be Like Jim Dine

- Use everyday things in your art.
 - Make a **mess on purpose!**
 - Don't worry about being neat.
 - Use art to show your **feelings**, not just pictures.
 - Mix drawing, painting, and collage all in one.
-




🎨 What You'll Need:

- Paper or card
 - Crayons, felt pens, paints, or oil pastels
 - Scissors and glue (for collage)
 - Magazines or scrap paper
 - Optional: a heart shape or picture of a tool
-

Multimedia Art in the Style of Jim Dine

Step 1: Choose Your Object

Pick something simple and clear to draw—Jim Dine liked:

- A **spanner or something from the tool box** 
- A **paintbrush** 
- A **bathrobe** 
- A **heart** 

Draw the shape big on your paper.

Step 2: Colour with Feeling

Now add colours! Use your favourite crayons, paints, or markers. Think about how you feel:

- **Happy?** Use yellows and pinks.
- **Excited?** Try red, orange, and black.
- **Calm?** Try soft blues and greens.

You can:

- Scribble!
- Smudge!
- Layer colours on top of each other!

Step 3: Make It Messy

Jim Dine loved textures. Try:

- Flicking paint
- Tearing paper to glue on
- Scratching into crayon with a toothpick
- Dabbing with a sponge



Let it feel **wild and free!**

Step 4: Add Extra Layers

Glue on pieces of paper, magazine cutouts, or cloth.
Draw over the top again if you like. There are **no rules!**

Multimedia Art in the Style of Jim Dine

More Fun Ideas

-  **Make a Heart That Shows How You Feel Today**
Draw a giant heart and fill it with scribbles, colours, words, or pictures that show your emotions.
-  **Heart Art:**
 - Recreate **Confetti heart** with bright colours, patterns, and textures – create a swirly background, once dried, paint a heart on top
 - Recreate **Four hearts** - start by daubing bright and thick colourful paint to make your background, once that's dry print four hearts using a cardboard heart cutout