

Working in the style of Chanel

## Who Was Coco Chanel?

Coco Chanel was a famous fashion designer from France. She didn't paint pictures — she created beautiful clothes, perfume, and accessories. Chanel changed fashion by making it simpler, smarter, and stylish.

---

## What's Special About Chanel's Style?



Chanel's fashion designs:

- Are **elegant** – that means they look neat and stylish.
  - Use **simple shapes** that are comfy and easy to move in.
  - Often mix **black and white**, but sometimes use soft colours like cream or gold.
  - Include fun touches like **pearls**, **bows**, or **camellia flowers**.
- 

## Step-by-Step: Try Designing Like Coco Chanel

### 1. Start With a Simple Shape

Chanel liked clean, neat lines. Try drawing:

- A jacket with straight edges 
- A skirt that's not too frilly
- A little black dress 

Keep it smart, not too fancy.

### 2. Choose Your Colours

Chanel's favourite colours were:





- Black ●
- White ○
- Beige (creamy tan) ❤️
- Gold ✨

You can use these to make your outfit look classy.

### 3. Add a Touch of Fancy

Working in the style of Chanel

Make it special with small details, like:

- A string of pearls 
- A bow 
- Buttons in a row 
- A little flower 

Remember: **less is more** – don't over-decorate.

#### 4. Think About the Person

Chanel believed clothes should help people feel confident.  
When you design, ask:

- Is it comfy to wear?
- Can the person move easily?
- Does it look stylish?

---

#### Top Chanel Tips for Kids

- Start with **neat shapes** and clean lines.
- Keep it **simple but smart**.
- Use black and white to make bold fashion.
- Add just one or two special details.
- Design clothes people would **really want to wear**.

#### More Fun Activities

- **Coco's Challenge:** Can you draw a dress using only black, white, and gold?
- **Design a hat** Coco started her career as a hat maker, can you design your own hat
- **Create a paper doll wardrobe** using Coco Chanel-inspired outfits
- **Fabric texture hunt:** Find soft, comfortable, or patterned fabrics around your home
- **Fabric collage:** Collect scraps of fabric and use them to create collages of designer outfits

Working in the style of Chanel

When we created online tutorials for Coco and Chanel and Vivienne Westwood, we created an extended intro to fashion and fashion illustration. It's on the Tutorials page of our website: [www.artsawardinitiative.co.uk](http://www.artsawardinitiative.co.uk)