

## Who Was Paul Cézanne?

Paul Cézanne was a famous artist from France. He painted over 100 years ago and is known for painting still life (like bowls of fruit), nature scenes, and mountains. He helped art change from realistic pictures to more expressive, colourful paintings!

---

## What's Special About Cézanne's Art?

Cézanne's paintings:

- Look a bit like puzzles – made from shapes like circles, rectangles and triangles.
  - Have lots of **brushstrokes** you can see clearly.
  - Use **layered colours** – he didn't always mix colours smoothly.
  - Show **everyday things**, like apples, jugs, and trees, in a new way.
- 







## Top Cézanne Tips

- Look at real things and try to break them into shapes.
  - Don't rush – Cézanne painted slowly and carefully.
  - Use thick paint and bold colour.
  - Try painting the same thing more than once – Cézanne painted Mont Sainte-Victoire **over 30 times!**
- 

## Step-by-Step: Try Painting Like Cézanne

### 1. Pick Your Subject

Choose something simple to paint:

- A bowl of fruit   
- A stack of books 
- A mountain or a tree  

### 2. Sketch with Shapes

Instead of trying to make things look real, look for shapes!

Creating work in the same style as Cezanne

- An apple is a circle
- A cup is a cylinder
- A house can be a rectangle with a triangle roof

Draw lightly in pencil.

### 3. Use Strong Brushstrokes

Cézanne didn't try to hide his brushstrokes. Dip your brush in a little bit of paint and make short, neat strokes. Let the strokes show!

### 4. Paint in Layers

Don't try to finish your painting all at once.

Paint light colours first. Let it dry a little, then add darker strokes on top.

### 5. Add Shadows with Colour

Instead of just using black or grey, try making shadows with dark blues, purples or greens. Cézanne used **colour to show light and dark**, not just black and white.

### 6. Don't Worry About Being Perfect!

Cézanne's paintings don't look like photographs. That's okay! The fun is in the shapes, colour, and brushstrokes.

---

## More Fun Ideas

### Make a Cézanne Still Life:

- Create a fruity still life
  - Gather 3 fruits and a cloth or tea towel.
  - Arrange them on a table with a bowl or jug.
  - Look carefully – what shapes do you see?
  - Draw and paint them using Cézanne's brushy, colourful style!
- Take and print a photograph of something. Paint over this print, with bright colours and strong brushstrokes.