


# Create a Surrealist Artwork in Collage!

Let's make a dream-inspired picture using cut-out images!



## 1. Start With a Funky Idea

Close your eyes and think of a wacky, dreamy image! Think of something that you wouldn't see in real life.



## 4. Stick Everything Down

When you're happy with your picture, glue everything in place! Smooth it down so it's nice and flat.

## 2. Choose Pictures for Your Collage

Look through some old magazines and newspapers. Cut out things for your artwork! (Ask an adult if it's OK to use them.)





## 3. Try Out Different Combinations

Play around with your pictures. Put them together in a strange way to create your surreal image.



### **Additional Art Ideas to Explore:**

-  **Collage Poetry:** Cut out words from newspapers to make your own surreal poem.
-  **Surreal Portrait:** Draw a self-portrait — but replace your hair with waves or your nose with a butterfly!